

BCRED: Continued Strength in All Rate Environments

Impact of Lower Rates

- 1. Asset-level yields fall** and so does cost of debt, given majority floating rate liabilities
- 2. Deployment increases** with lower borrowing costs and potentially greater market activity
- 3. Credit fundamentals may improve** as portfolio companies have a lower interest burden

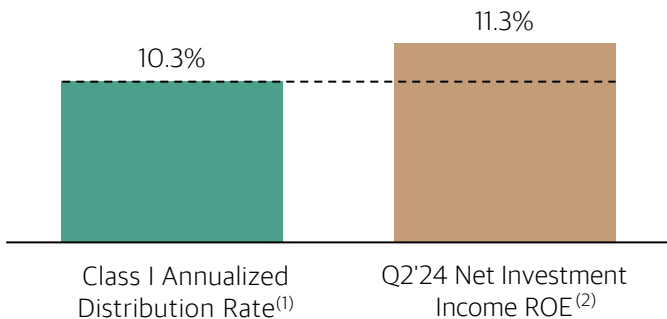
Takeaway

We believe increasing deployment and improving credit fundamentals help **offset** lower rates and may support **resilient** performance

Why BCRED Today?

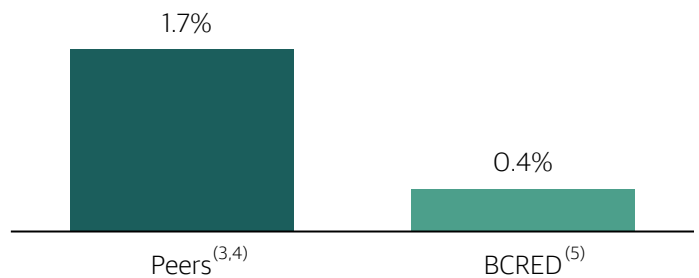
Robust Earnings

Strong earnings exceed today's distributions



Credit Discipline

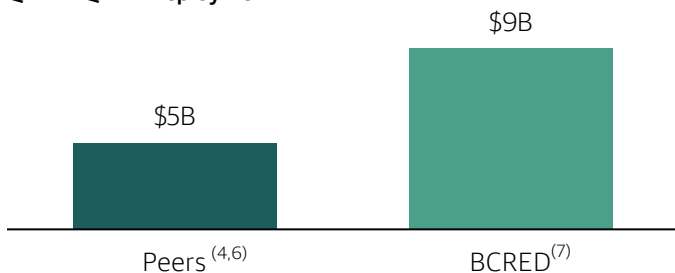
Among **lowest** in non-accruals as a percentage of cost



Leading Deployment

Largest deployment and more private assets

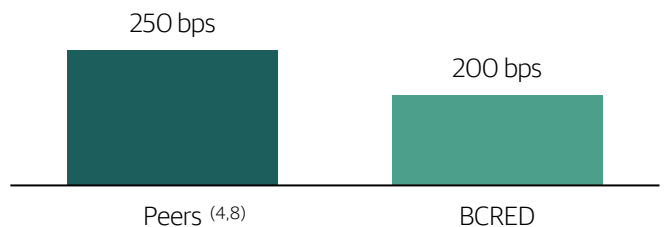
Q1'24 - Q2'24 Deployment



Benefits of Scale & Efficiency

Leading cost structure to benefit investors

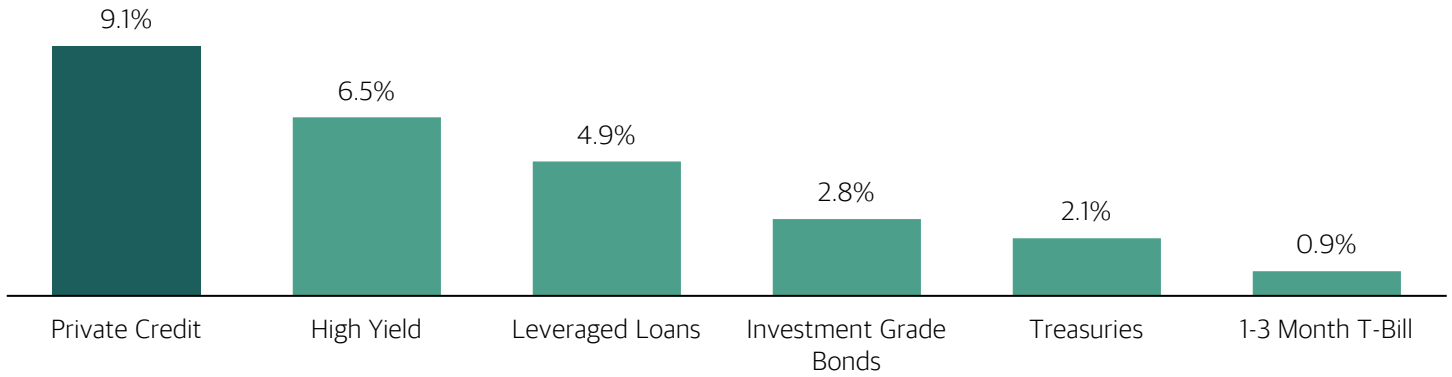
Recent Bond Pricing (Spread at Issuance)



Note: The above reflects Blackstone Credit & Insurance's views and beliefs as of the date appearing on this material only, which is subject to change. See "Use of Leverage" in the Important Disclosure Information section for additional information regarding performance. **Past performance does not predict future returns.** There can be no assurance that any Blackstone fund or investment will achieve its objectives or avoid substantial losses.

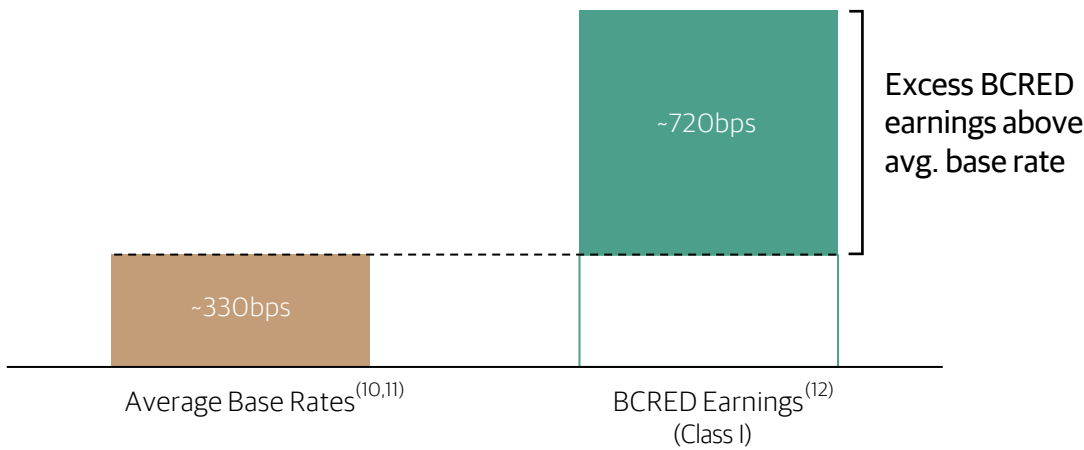
Private Credit has shown a history of outperformance across market cycles

Total return (2008-2023)⁽⁹⁾







BCRED has generated significantly higher earnings above average base rates

Achieved across rapidly changing rate environments over 3.5 years since BCRED's inception



What Sets Blackstone Apart

- 
Highest Rated Non-Traded BDC by Moody's
 As the only non-traded BDC with an upgrade to Baa2 by Moody's, BCRED has further ability to lower cost of financing, driving returns with lower risks^(13,14)
- 
More Than Just a Capital Provider
 Partnering with portfolio companies and using breadth of resources to create value
- 
Scaled Platform
 Ability to lean into larger, high-quality assets and grow with them
- 
~20 Years of Experience
 \$100B+ deployed in North America Direct Lending with 0.07% annualized loss rate^(15,16)

Note: The above reflects Blackstone Credit & Insurance's views and beliefs as of the date appearing on this material only, which is subject to change. **Past performance does not predict future returns.** Moody's did not participate in or review, and does not endorse, the contents of this document. There can be no assurance that any Blackstone fund or investment will achieve its objectives or avoid substantial losses.

End Notes

Note: Data is as of June 30, 2024, unless otherwise indicated. Returns for periods greater than one year are annualized. **Past performance does not predict future returns. There can be no assurance that the fund will achieve results comparable to those of any of Blackstone Credit & Insurance's prior funds or be able to implement its strategy or achieve its investment objectives, including due to an inability to access sufficient investment opportunities.**

1. Annualized Distribution Rate reflects September's distribution annualized and divided by last reported net asset value ("NAV") from August. Distributions are not guaranteed. **Past performance does not predict future returns.** Distributions have been and may in the future be funded through sources other than net investment income. See BCRED's prospectus. Please visit the Shareholders page on the BCRED website for notices regarding distributions subject to Section 19(a) of the Investment Company Act of 1940. We cannot guarantee that we will make distributions, and if we do we may fund such distributions from sources other than cash flow from operations, including the sale of assets, borrowings, return of capital, or offering proceeds, and although we generally expect to fund distributions from cash flow from operations, we have not established limits on the amounts we may pay from such sources. As of August 31, 2024, 100% of inception to date distributions were funded from net investment income or realized short-term capital gains, rather than a return of capital. A return of capital (1) is a return of the original amount invested, (2) does not constitute earnings or profits and (3) will have the effect of reducing the basis such that when a shareholder sells its shares the sale may be subject to taxes even if the shares are sold for less than the original purchase price. Distributions may also be funded in significant part, directly or indirectly, from temporary waivers or expense reimbursements borne by the Adviser or its affiliates, that may be subject to reimbursement to the Adviser or its affiliates. The repayment of any amounts owed to our affiliates will reduce future distributions to which you would otherwise be entitled. Annualized Distribution Rate for other share classes are as follows: 9.5% for Class S and 10.1% for Class D.
2. Represents Net Investment Income Return On Equity which is defined as the net income earned on investments attributable to BCRED Class I shareholders and is calculated as annualized quantity of net investment income earned by the portfolio of assets in the quarter divided by beginning of period net asset value. Net Investment Income Return On Equity for other share classes is as follows: 10.4% for Class S and 11.0% for Class D.
3. Peers is represented by the Private Credit BDC Peers which is the peer average non-accrual rate as of June 30, 2024 weighted by total NAV. Non-accrual rate is calculated for each BDC as the amortized cost of loans on non-accrual status divided by total amortized cost of the investment portfolio and excludes equity investments in unconsolidated joint ventures and separately managed accounts. Based on the fair market value of Private Credit BDC Peers, excluding equity investments in unconsolidated joint ventures and separately managed accounts, the Private Credit BDC Peers non-accrual rate is 0.8%. Non-accrual status of a given loan is self-reported by each BDC and is intended to indicate when there is reasonable doubt that said loan's principal or interest will be collected in full.
4. Peers is represented by the Private Credit BDC Peers which includes the following traded and non-traded BDCs. Traded BDCs include BDCs which are externally-managed with market capitalizations in excess of \$750 million as of December 31, 2023 (excluding BXSL, which is managed by the same investment adviser as BCRED and has significant overlap in its investments with BCRED): Ares Capital Corporation (ARCC), FS KKR Capital Corp. (FSK), Prospect Capital Corporation (PSEC), Golub Capital BDC, Inc. (GBDC), Goldman Sachs BDC, Inc. (GSBD), Sixth Street Specialty Lending, Inc. (TSLX), New Mountain Finance Corporation (NMFC), Oaktree Specialty Lending Corporation (OCSL), Barings BDC, Inc. (BBDC), Bain Capital Specialty Finance, Inc. (BCSF), Blue Owl Capital Corporation (OBDC), SLR Investment Corp. (SLRC), MidCap Financial Investment Corporation (MFIC), and Carlyle Secured Lending, Inc. (CGBD). Non-traded BDCs include BDCs which are externally-managed, had effective registration statements as of 2023, have broad exposure across industries in their investments and not sector-focused, and had net asset values in excess of \$1 billion as of December 31, 2023: Blue Owl Credit Income Corp. (OCIC), HPS Corporate Lending Fund (HLEND), Apollo Debt Solutions BDC (ADS), Ares Strategic Income Fund (ASIF), and Oaktree Strategic Credit Fund (OSCF).
5. As of June 30, 2024. Calculated as the amortized cost of loans on non-accrual divided by total amortized cost of the BCRED portfolio excluding investments in joint ventures. Based on the fair market value of the BCRED portfolio excluding investments in joint ventures, BCRED's non-accrual rate is 0.2%. Loans are generally placed on non-accrual status when there is reasonable doubt whether principal or interest will be collected in full. Accrued interest is generally reversed when a loan is placed on non-accrual status. Additionally, any original issue discount and market discount are no longer accreted to interest income as of the date the loan is placed on non-accrual status. Interest payments received on non-accrual loans may be recognized as income or applied to principal depending upon management's judgment regarding collectability. Non-accrual loans are restored to accrual status when past due principal and interest is paid current and, in management's judgment, are likely to remain current. Management may make exceptions to this treatment and determine to not place a loan on non-accrual status if the loan has sufficient collateral value and is in the process of collection.
6. Peers reflects the average of Private Credit BDC Peers' purchases of new investments from public SEC filings and has been weighted by respective Private Credit BDC peers' NAVs as of June 30, 2024, which is the latest data available. Includes all new investments funded during Q1'24 and Q2'24 at amortized cost.
7. Includes all new investments funded during Q1'24 and Q2'24 at amortized cost.
8. Reflects comparison of spread to treasury rate at time of issuance for bonds issued by BCRED's Private Credit BDC peers with unsecured bond issuances YTD as of October 11, 2024 with tenors greater than four years, which includes: Ares Capital Corporation (ARCC), FS KKR Capital Corp. (FSK), Golub Capital BDC, Inc. (GBDC), Sixth Street Specialty Lending, Inc. (TSLX), New Mountain Finance Corporation (NMFC), Barings BDC, Inc. (BBDC), Blue Owl Capital Corporation (OBDC), Carlyle Secured Lending, Inc. (CGBD), Blue Owl Credit Income Corp. (OCIC), HPS Corporate Lending Fund (HLEND), Apollo Debt Solutions BDC (ADS), Ares Strategic Income Fund (ASIF), and Oaktree Strategic Credit Fund (OSCF).

End Notes (Cont'd)

9. Source: Morningstar, Cliffwater, Bloomberg as of December 31, 2023, which is the latest data available. Represents the total return calculated over the period January 1, 2008 to December 31, 2023. The asset classes presented are based on the following indices: **Cliffwater Direct Lending Index** for Private Credit, **Bloomberg U.S. Corporate High Yield Index** for High Yield, **Bloomberg U.S. Aggregate Bond Index** for Investment Grade Bonds, **Morningstar LSTA US Leveraged Loan Index** for Leveraged Loans, **Bloomberg U.S. Intermediate Treasury Index** for Treasuries, **Bloomberg U.S. Treasury Bill 1-3 Month Index** for 1-3 Month T-Bill. **Past performance does not predict future returns.** There can be no assurance any alternative asset classes will achieve their objectives or avoid significant losses. The volatility and risk profile of the indices is likely materially different from that of a fund. The indices employ different investment guidelines / criteria than a fund and do not employ leverage; a fund's holdings and the liquidity of such holdings may differ significantly from securities comprising the indices. The indices aren't subject to fees / expenses and it may not be possible to invest in the indices. The indices' performance has not been selected to represent an appropriate benchmark to compare to a fund's performance, but rather is disclosed to allow for comparison to that of well-known and widely recognized indices. A summary of the investment guidelines for the indices are available upon request. In the case of equity indices, performance of the indices reflects the reinvestment of dividends. The indices are not necessarily the top performing indices in the given asset class and recipients should consider this when comparing the performance of any fund or investment to that of the indices. See "Important Disclosure Information," including "Index Comparison" and "Index Definitions."
10. Represents the average base rate from 2021 - 2024. SOFR data is per Bloomberg. 2022, 2023 and 2024 base rate is calculated as average of 3-month daily SOFR rates during the defined period as the weighted average floor on BCRED's investments was below the average base rate. 2021 is represented by the weighted average floor on BCRED's investments during 2021 of 0.7% which was above the average SOFR rate during the period. Floating rate investments pay a rate of interest determined by reference to a base rate; the base rate may be subject to a minimum floor. There can be no assurance that rates will rise or at any particular pace.
11. SOFR, which stands for "Secured Overnight Financing Rate," is a dollar denominated interest rate benchmark that uses U.S. Treasury bonds as collateral. SOFR was implemented as the replacement for U.S. dollar LIBOR beginning in 2022.
12. BCRED Earnings represents the average annualized Net Investment Income ROE as a spread to average 3-month daily SOFR since inception of the Fund. Net Investment Income ROE is defined as the net income earned on investments attributable to BCRED Class I shareholders and is calculated as annualized quantity of NII earned by the portfolio of assets in the specific period divided by beginning of period NAV.
13. BCRED has an investment grade of Baa2 / stable from Moody's, provided on September 23, 2024. The underlying private credit loans within BCRED are not rated. Credit ratings are statements of opinions and are not statements of fact or recommendations to purchase, hold or sell securities. Blackstone provides compensation directly to Moody's for its evaluation of BCRED. Credit ratings do not address the suitability of securities or the suitability of securities for investment purposes, and should not be relied on as investment advice.
14. Moody's rates long term obligations from a range of Aaa to C. For example, Aaa - Baa3 are considered investment grade. BCRED's Baa2 rating is considered investment grade and reflects Moody's opinion that the Fund has moderate credit risk. Please refer to <https://ratings.moody.com/rating-definitions> for more information.
15. BCRED will generally invest in securities or loans rated below investment grade or not rated, which should be considered to have speculative characteristics.
16. BXCI's average annualized loss rate for its North America Direct Lending strategy from 2006 through June 30, 2024 is 0.07%. Represents annualized net losses for substantially realized investments. Whether an investment is substantially realized is determined in the manager's discretion. Investments are included in the loss rate if (1) a payment was missed, (2) bankruptcy was declared, (3) there was a restructuring, or (4) it was realized with a total multiple on invested capital less than 1.0x. Net losses include all profits and losses associated with these investments, including interest payments received. Net losses are represented in the year the investment is substantially realized and excludes all losses associated with unrealized investments. The annualized net loss rate is the net losses divided by the average annual remaining invested capital within the platform. Investments sourced by Blackstone Credit & Insurance for the Sub-Advised Investments did, in certain cases, experience defaults and losses after Blackstone Credit & Insurance was no longer sub-adviser, and such defaults and losses are not included in the rates provided. Prior to December 31, 2022, the methodology used by the North America Direct Lending track record for calculating the platform's average annual loss rate was based on net loss of principal resulting only from payment defaults in the year of default which would exclude interest payments. Past performance does not predict future returns, and there can be no assurance that Blackstone Credit & Insurance will achieve comparable results or that any entity or account managed by or advised by Blackstone Credit & Insurance will be able to implement its investment strategy or achieve its investment objectives.

Past Performance and Forward-Looking Statements

Past performance does not predict future returns. The opinions expressed herein reflect the current opinions of Blackstone as of the date appearing in this material only. There can be no assurance that views and opinions expressed in this document will come to pass. The above is not intended to be indicative of future results to be achieved by the proposed fund; actual results may differ materially from the information generated through the use of illustrative components of return. While Blackstone believes that these assumptions are reasonable under the circumstances, there is no assurance that the results will be obtained, and unpredictable general economic conditions and other factors may cause actual results to vary materially. Any variations could be adverse to the actual results.

Certain information contained in this communication constitutes "forward looking statements" within the meaning of the federal securities laws and the Private Securities Litigation Reform Act of 1995. These forward-looking statements can be identified by the use of forward-looking terminology, such as "outlook," "indicator," "believes," "expects," "potential," "continues," "may," "can," "will," "should," "seeks," "approximately," "predicts," "intends," "plans," "estimates," "anticipates," "confident," "conviction," "identified" or the negative versions of these

words or other comparable words thereof. These may include financial estimates and their underlying assumptions, statements about plans, objectives and expectations with respect to future operations, statements regarding future performance, statements regarding economic and market trends and statements regarding identified but not yet closed investments. Such forward-looking statements are inherently subject to various risks and uncertainties. Accordingly, there are or will be important factors that could cause actual outcomes or results to differ materially from those indicated in such statements. BCRED believes these factors also include but are not limited to those described under the section entitled "Risk Factors" in its prospectus, and any such updated factors included in its periodic filings with the Securities and Exchange Commission (the "SEC"), which are accessible on the SEC's website at www.sec.gov. These factors should not be construed as exhaustive and should be read in conjunction with the other cautionary statements that are included in this document (or BCRED's prospectus and other filings). Except as otherwise required by federal securities laws, BCRED undertakes no obligation to publicly update or revise any forward-looking statements, whether as a result of new information, future developments or otherwise.

Important Disclosure Information and Risk Factors

Summary of Risk Factors

Blackstone Private Credit Fund ("BCRED" or the "Fund") is a non-exchange traded business development company ("BDC") that expects to invest at least 80% of its total assets (net assets plus borrowings for investment purposes) in private credit investments (loans, bonds and other credit instruments that are issued in private offerings or issued by private companies). This investment involves a high degree of risk. You should purchase these securities only if you can afford the complete loss of your investment. You should read the prospectus carefully for a description of the risks associated with an investment in BCRED. These risks include, but are not limited to, the following:

- There is no assurance that we will achieve our investment objectives.
- This is a "blind pool" offering and thus you will not have the opportunity to evaluate our investments before we make them.
- You should not expect to be able to sell your shares regardless of how we perform.
- You should consider that you may not have access to the money you invest for an extended period of time.
- We do not intend to list our shares on any securities exchange, and we do not expect a secondary market in our shares to develop prior to any listing.
- Because you may be unable to sell your shares, you will be unable to reduce your exposure in any market downturn.
- We have implemented a share repurchase program, but only a limited number of shares will be eligible for repurchase and repurchases will be subject to available liquidity and other significant restrictions.
- An investment in our common shares is not suitable for you if you need access to the money you invest. See "Suitability Standards" and "Share Repurchase Program" in the prospectus.
- You will bear substantial fees and expenses in connection with your investment. See "Fees and Expenses" in the prospectus.
- We cannot guarantee that we will make distributions, and if we do we may fund such distributions from sources other than cash flow from operations, including the sale of assets, borrowings, return of capital or offering proceeds, and although we generally expect to fund distributions from cash flow from operations, we have not established limits on the amounts we may pay from such sources.

- Distributions may also be funded in significant part, directly or indirectly, from temporary waivers or expense reimbursements borne by Blackstone Credit BDC Advisors LLC ("the Adviser") or its affiliates, that may be subject to reimbursement to the Adviser or its affiliates. The repayment of any amounts owed to our affiliates will reduce future distributions to which you would otherwise be entitled. We use and continue to expect to use leverage, which will magnify the potential for loss on amounts invested in us.
- We intend to invest in securities that are rated below investment grade by rating agencies or that would be rated below investment grade if they were rated. Below investment grade securities, which are often referred to as "junk," have predominantly speculative characteristics with respect to the issuer's capacity to pay interest and repay principal. They may also be illiquid and difficult to value.
- We do not own the Blackstone name, but we are permitted to use it as part of our corporate name pursuant to the investment advisory agreement between BCRED and an affiliate of Blackstone Inc. ("Blackstone"). Use of the name by other parties or the termination of the use of the Blackstone name under the investment advisory agreement may harm our business.

Neither the Securities and Exchange Commission nor any state securities regulator has approved or disapproved of these securities or determined if the prospectus is truthful or complete. Any representation to the contrary is unlawful.

This sales material must be read in conjunction with the BCRED prospectus in order to fully understand all the implications and risks of an investment in BCRED. This sales material is neither an offer to sell nor a solicitation of an offer to buy securities. An offering is made only by the prospectus, which must be made available to you prior to making a purchase of shares and is available at www.BCRED.com. An investor should consider the investment objectives, risks, and charges and expenses of BCRED carefully before investing. Prior to making an investment, investors should read the prospectus, including the "Risk Factors" section therein, which contains a discussion of the risks and uncertainties that we believe are material to our business, operating results, prospects and financial condition.

Numerical data is approximate and as of June 30, 2024, unless otherwise noted. The words "we," "us," and "our" refer to BCRED, unless the context requires otherwise.

Additional Important Disclosures

This material was not created by any third-party registered broker-dealers or investment advisers who are distributing shares of BCRED (each, a "Dealer"). The Dealers are not affiliated with BCRED and have not prepared the material or the information herein.

Investments mentioned may not be in the best interest of, or is suitable for, all investors. Any product discussed herein may be purchased only after an investor has carefully reviewed the prospectus and executed the subscription documents.

Alternative investments often are speculative, typically have higher fees than traditional investments, often include a high degree of risk and are in the best interest of, or suitable for, eligible, long-term investors who are willing to forgo liquidity and put capital at risk for an indefinite period of time. They may be highly illiquid and can engage in leverage and other speculative practices that may increase volatility and risk of loss.

Opinions expressed herein reflect the current opinions of Blackstone as of the date appearing in the materials only and are based on Blackstone's opinions of the current market environment, which is subject to change. Stockholders, financial professionals and prospective investors should not rely solely upon the information presented when making an investment decision and should review the most recent prospectus, as supplemented, available at www.BCRED.com. Certain information contained in the materials discusses general market activity, industry or sector trends, or other broad-based economic, market or political conditions and should not be construed as research or investment advice.

Blackstone products are subject to the risk of capital loss and investors may not get back the amount originally invested.

Further, opinions expressed herein may differ from the opinions expressed by a Dealer and/or other businesses / affiliates of a Dealer. This is not a "research report" as defined by FINRA Rule 2241 and was not prepared by the research departments of a Dealer or its affiliates.

Blackstone Securities Partners L.P. ("BSP") is a member of FINRA and is a broker-dealer whose purpose is to distribute Blackstone managed or affiliated products. BSP provides services to its Blackstone affiliates, not to investors in its funds, strategies or other products. BSP does not make any recommendation regarding, and will not monitor, any investment. As such, when BSP presents an investment strategy or product to an investor, BSP does not collect the information necessary to determine and BSP does not engage in a determination regarding whether an investment in the strategy or product is in the best interests of, or is suitable for, the investor. You should exercise your own judgment and/or consult with a professional advisor to determine whether it is advisable for you to invest in any Blackstone strategy or product. Please note that BSP may not provide the kinds of financial services that you might expect from another financial intermediary, such as overseeing any brokerage or similar account. For financial advice relating to an investment in any Blackstone strategy or product, contact your own professional advisor.

Past performance does not predict future returns. Actual results may vary. Diversification does not ensure a profit or protect against losses.

Alternative investments involve complex tax structures, tax inefficient investing, and delays in distributing important tax information. Individual funds have specific risks related to their investment programs that will vary from fund to fund. Investors should consult their own tax and legal advisors as Dealers generally do not provide tax or legal advice. BDCs are generally not taxed at the corporate level to the extent they distribute all of their taxable income in the form of dividends. Ordinary income dividends are taxed at individual tax rates and distributions may be subject to state tax. Each investor's tax considerations are different and consulting a tax advisor is recommended. Any of the data provided herein should not be construed as investment, tax, accounting or legal advice.

Interests in alternative investment products are distributed by the applicable Dealer and (1) are not FDIC-insured, (2) are not deposits or other obligations of such Dealer or any of its affiliates, and (3) are not guaranteed by such Dealer and its affiliates. Each Dealer is a registered broker-dealer or investment adviser, not a bank.

Blackstone Proprietary Data. Certain information and data provided herein is based on Blackstone proprietary knowledge and data. Portfolio

companies may provide proprietary market data to Blackstone, including about local market supply and demand conditions, current market rents and operating expenses, capital expenditures, and valuations for multiple assets. Such proprietary market data is used by Blackstone to evaluate market trends as well as to underwrite potential and existing investments. While Blackstone currently believes that such information is reliable for purposes used herein, it is subject to change, and reflects Blackstone's opinion as to whether the amount, nature and quality of the data is sufficient for the applicable conclusion, and no representations are made as to the accuracy or completeness thereof.

Conflicts of Interest. There may be occasions when a Fund's general partner and/or the investment advisor, and their affiliates will encounter potential conflicts of interest in connection with such Fund's activities including, without limitation, the allocation of investment opportunities, relationships with Blackstone's and its affiliates' investment banking and advisory clients, and the diverse interests of such Fund's limited partner group. There can be no assurance that Blackstone will identify, mitigate, or resolve all conflicts of interest in a manner that is favorable to the Fund.

Exchange Rate. Currency fluctuations may have an adverse effect on the value, price, income or costs of the product which may increase or decrease as a result of changes in exchange rates.

Recent Market Events Risk. Local, regional, or global events such as war (e.g., Russia/ Ukraine), acts of terrorism, public health issues like pandemics or (e.g., COVID-19), recessions, or other economic, political and global macro factors and events could lead to a substantial economic downturn or recession in the U.S. and global economies and have a significant impact on the Fund and its investments. The recovery from such downturns is uncertain and may last for an extended period of time or result in significant volatility, and many of the risks discussed herein associated with an investment in the Fund may be increased.

The "Lincoln International Private Market Database," compiled by the Lincoln Valuations & Opinions Group ("VOG"), is a quarterly compilation of over 4,750 portfolio companies from a wide assortment of private equity investors and non-bank lenders. Most of these companies are highly levered with debt financing provided via the direct lending market and in many instances, Lincoln estimates the fair value of at least one senior debt security in the portfolio companies' capital structures. In assessing the data, VOG relies on commonly accepted valuation methodologies and each valuation analysis is unique and conforms to fair value accounting principles. The analyses are then vetted by auditors, fund managers and their board of directors, as well as other regulators. © 2024 Lincoln Partners Advisors LLC. All rights reserved. Used with permission. Third party use is at user's own risk.

Third-Party Information. Certain information contained in the Materials has been obtained from sources outside Blackstone, which in certain cases have not been updated through the date hereof. While such information is believed to be reliable for purposes used herein, no representations are made as to the accuracy or completeness thereof and none of Blackstone, its funds, nor any of their affiliates takes any responsibility for, and has not independently verified, any such information.

Trends. There can be no assurances that any of the trends described herein will continue or will not reverse. Past events and trends do not imply, predict or guarantee, and are not necessarily indicative of, future events or results.

Use of Leverage. BCRED intends to borrow money. If returns on such investment exceed the costs of borrowing, investor returns will be enhanced. However, if returns do not exceed the costs of borrowing, BCRED performance will be depressed. This includes the potential for BCRED to suffer greater losses than it otherwise would have. The effect of leverage is that any losses will be magnified. The use of leverage involves a high degree of financial risk and will increase BCRED's exposure to adverse economic factors such as rising interest rates, downturns in the economy or deteriorations in the condition of the Investments. This leverage may also subject BCRED and its Investments to restrictive financial and operating covenants, which may limit flexibility in responding to changing business and economic conditions. For example, leveraged entities may be subject to restrictions on making interest payments and other distributions.

Additional Important Disclosures (Cont'd)

Index Definitions

Bloomberg U.S. Corporate High Yield Index measures the USD-denominated, high yield, fixed-rate corporate bond market. Securities are classified as high yield if the middle rating of Moody's, Fitch and S&P is Ba1/BB+/BB+ or below.

Index Comparison. The volatility and risk profile of the indices presented in this document is likely to be materially different from that of BCRED. In addition, the indices employ different investment guidelines and criteria than BCRED and do not employ leverage; as a result, the holdings in BCRED and the liquidity of such holdings may differ significantly from the securities that comprise the indices. The indices are not subject to fees or expenses and it may not be possible to invest in the indices. A summary of the investment guidelines for the indices presented is available upon request.

Additional Information on Certain Indexes. High Yield is represented by the **Bloomberg US Corporate High Yield Index**. It is not possible to invest in the above index. We believe that this index is appropriate and accepted indexes representing common public fixed income asset classes.

An investment in BCRED has material differences from an investment in investment grade bonds, leveraged loans, and high yield bonds, including, among other things, those related to costs and expenses, liquidity, volatility, risk profile and tax treatment. Unlike BCRED shareholders, holders of bonds do not hold an ownership interest in the issuer. Investment grade bonds and high yield bonds are typically issued in \$1,000 or \$5,000 denominations and when purchased as a new issue, are not subject to fees or expenses. Leveraged loan denominations are negotiated by the issuer and arranger and typically are subject to fees and expenses. The purchase price of BCRED shares is generally the prior month's NAV per share for the applicable class, plus upfront selling commissions and dealer manager fees for Class S and D shares. Such shares classes are also subject to shareholder servicing fees.

While the liquidity of assets in public markets depends on its credit rating and market conditions, there exists a secondary market for such

bonds. There is no public trading market for shares of BCRED and an investor's ability to dispose of shares will likely be limited to repurchase by us, subject to the limitations described in BCRED's prospectus.

The volatility and risk profile of public markets are also likely to be materially different from that of BCRED because, among other things, BCRED's shares are not fixed-rate debt instruments and such bonds represent debt issued by corporations across a variety of issuers with varying pricing, terms and conditions. BCRED's share price may be subject to less volatility because its per share NAV is based on the value of assets it owns and is not subject to market pricing forces in the same way as are the prices of bonds in public markets, but is not immune to fluctuations. The bonds in the **Bloomberg U.S. Corporate High Yield Index** bear a contractual interest rate for periods of over one year, whereas BCRED's yield is generated primarily by income from its underlying assets and these obligations are not rated. Furthermore, issuers of investment grade bonds and high yield bonds are contractually obligated to pay periodic interest and repay a fixed principal amount at maturity, whereas we cannot guarantee that we will make any distributions and investing in BCRED involves a high degree of risk, as described in BCRED's prospectus.

In addition, the **Bloomberg U.S. Corporate High Yield Index**, employs different investment guidelines and criteria than BCRED; as a result, the assets in BCRED may differ significantly from the holdings of the securities that comprise these indexes.

Such bonds generally provide investors with current income, and BCRED's primary objective is to provide current income with some appreciation. While BCRED invests primarily in privately originated and privately negotiated U.S. first lien senior secured floating rate loans, an investment in BCRED is not a direct investment in the underlying portfolio companies and BCRED's investments are typically below investment grade. As of June 30, 2024, 1-month, 3-month, YTD, 1-year, 5-year, and 10-year returns for the **Bloomberg US Corporate High Yield Index** is as follows: 0.9%; 1.1%; 2.6%; 10.4%; 3.9%; 4.3%.